

# A survey aimed to collect quantitative information about screening activity during the pandemic emergency



## WEO

The voice of world endoscopy

**Carlo Senore**

Epidemiology and screening unit – CPO

University hospital Città della Salute e della Scienza, Turin, Italy



Centro di Riferimento per l'Epidemiologia e la Prevenzione Oncologica in Piemonte



No conflict of interest to declare



**Claire Nickerson, Karen Emery-Downing, Suzanne Wright -**

UK, England

**Robert J. C. Steele -**

UK, Scotland

**Christine McKee, Tracy Owen, Grace Ings -**

UK, Northern Ireland

**Nuria Vives, Gemma Binefa, Montserrat Garcia Martinez - Northern – Southern Metropolitan Area**

Spain, Barcelona

**Maria Isabel Portillo-Villares –**

Spain, Basque country

**Cecile Quintin, Françoise Hamers -**

France

**Iris Vogelaar, Iris Seriese -**

The Netherlands

**Ana-Lucija Skrjanec, Dominika Novak-Mlakar, Tatjana Kofol -**

Slovenia

**Patricia Fitzpatrick, Rachel Kennedy, Therese Mooney -**

Ireland

**Ondrej Majek, Ondrej Ngo -**

Czech Republik

**Jessica Battagello, Manuel Zorzi -**

Italy

**Milla Lehtinen, Sirpa Heinavaara, Tytti Sarkeala -**

Finland

**Jean-Luc Bulliard -**

Switzerland, Vaud

**Miriam Elfstrom, Daniel J. Ohman, Johannes Blom -**

Sweden, Stockholm

**Bronwen McCurdy, Julia Gao -**

Canada, Ontario

**Han-Mo Chiu, Wenly Su -**

Taiwan

**Thank you!**



# Modeling the impact of disruption

Experts from all around the world joined forces in the **COVID-19 and Cancer Global Modelling Consortium (ccgmc.org)** to simulate different scenarios of disruption and recovery strategies and predict both long-term health outcomes and short- and long-term costs and savings.

Modelling results are suggesting that **screening interruptions**

- would **increase the number of late stage cancers and of deaths.**
- may have a **higher impact in the older age groups**

Their impact is related to

**Duration** of the disruption

**Participation** during the recovery period

**Catch-up strategy**



# Monitoring the impact of disruption

Close monitoring of established indicators of screening performance to document the impact of the pandemic providing

- input to inform and validate modelling
- information
  - to estimate the long-term impact of the delay
  - to estimate expected time to a complete recovery
  - to assess the ability of the program to achieve the expected targets and to make quick adjustments as problems became apparent.
  - to assess the effect of measures implemented to restart programs and possibly increase the screening uptake

## COMMENTARIES

### Colorectal Cancer Screening in the Novel Coronavirus Disease-2019 Era

*EVELIEN DEKKER*  
Department of Gastroenterology & Hep-  
atology  
Amsterdam University Medical Centers  
Amsterdam, the Netherlands

*HAN-MO CHIU*  
Department of Internal Medicine  
National Taiwan University Hospital  
Taipei, Taiwan

*IRIS LANSDORP-VOGELAAR*  
Department of Public Health  
Erasmus MC  
University Medical Center  
Rotterdam, the Netherlands

On behalf of the Expert Working Group  
on COVID-19 of the WEO Colorectal  
Cancer Screening Committee





## International Cancer Screening Network

### Colorectal Cancer Screening Interest Group

Iris Lansdorp-Vogelaar      Co-Chair

Carlo Senore                      Co-Chair

### Monitoring screening during the COVID-19 emergency

The ICSN CRC interest group has designed a project, aimed to collect aggregated quantitative data about screening activity and outcomes, using a standardized data template, to calculate key indicators of activity and performance



# Data collection

- Volume of activity: invitations and examinations
- Participation
- Screening tests results
- Compliance with colonoscopy assessment
- Waiting time for colonoscopy
- Screening outcomes
  - neoplasia yield
  - stage distribution of screen-detected CRCs
- Interval cancer rate



# Data collection

Data are stratified by

- Sex
- Age
- Screening history

Collected for 2020 and for the corresponding period in 2019 or 2018 (reference year for comparison)





Cancer site:

Colorectal Cancer

Country / Region:

## Historic information

Year of screening introduction

## Current screening strategy

	Screening test	Age		Interval
		from:	to:	
	FIT			2

Index year	Reference year - exams	Reference year - Invitations	Reference period - activity	Reference period - invitations	Reference period - participation
2020	2018	2018	January - June	January - June	January - September

**Table 1:  
Population  
(Men+Women)**

**A**

	Target population	Screening interval	Screening test	Annual target population
40-44		2	FIT	0
45-49		2	FIT	0
50-54		2	FIT	0
55-59		2	FIT	0
60-64		2	FIT	0
65-69		2	FIT	0
70-74		2	FIT	0
75-79		2	FIT	0
Unknown *		2	FIT	0
Total	0			0

\* Only enter applicable data here ('Unknown') that cannot be broken down by age group



**Table 3: Further assessment indication**

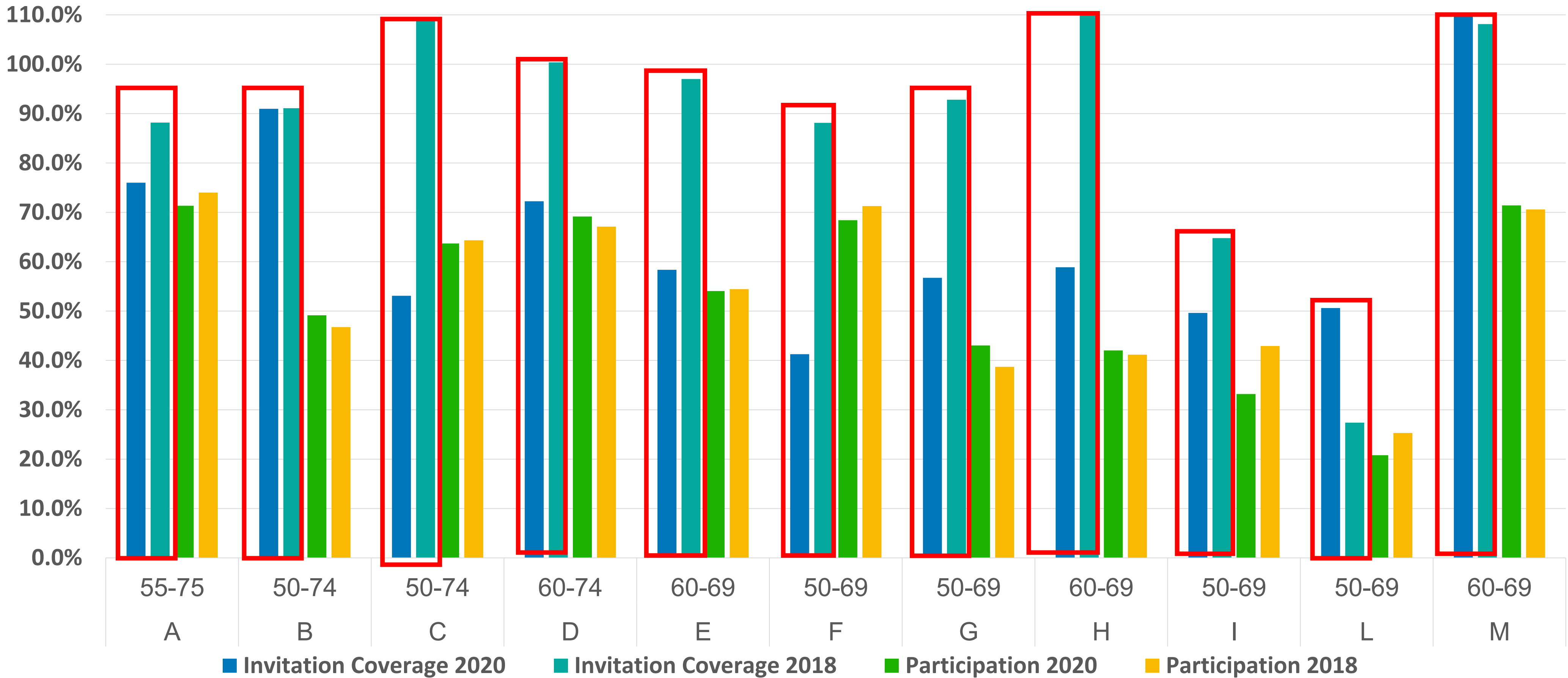
		D1	D2	D3	D4			Rate of indication for follow-up colonoscopy			D1_r	D2_r	D3_r	D4_r		
		Individuals screened in 2020	Positive screening tests	Negative screening tests	Total adequate tests	Inadequate screening tests	Test result unknown	Positive	Total	%	Individuals screened in 2018	Positive screening tests	Negative screening tests	Total adequate tests	Inadequate screening tests	Test result unknown
Initial screening	40-44				0		0									0
	45-49				0		0									0
	50-54				0		0									0
	55-59				0		0									0
	60-64				0		0									0
	65-69				0		0									0
	70-74				0		0									0
	75-79				0		0									0
	Unknown *				0		0									0
	<b>Total</b>	<b>0</b>	<b>0</b>	<b>0</b>	<b>0</b>	<b>0</b>	<b>0</b>					<b>0</b>	<b>0</b>	<b>0</b>	<b>0</b>	<b>0</b>
Subsequent screening	40-44				0		0									0
	45-49				0		0									0
	50-54				0		0									0
	55-59				0		0									0
	60-64				0		0									0
	65-69				0		0									0
	70-74				0		0									0
	75-79				0		0									0
	Unknown *				0		0									0
	<b>Total</b>	<b>0</b>	<b>0</b>	<b>0</b>	<b>0</b>	<b>0</b>	<b>0</b>					<b>0</b>	<b>0</b>	<b>0</b>	<b>0</b>	<b>0</b>

# Invitation coverage

# Participation


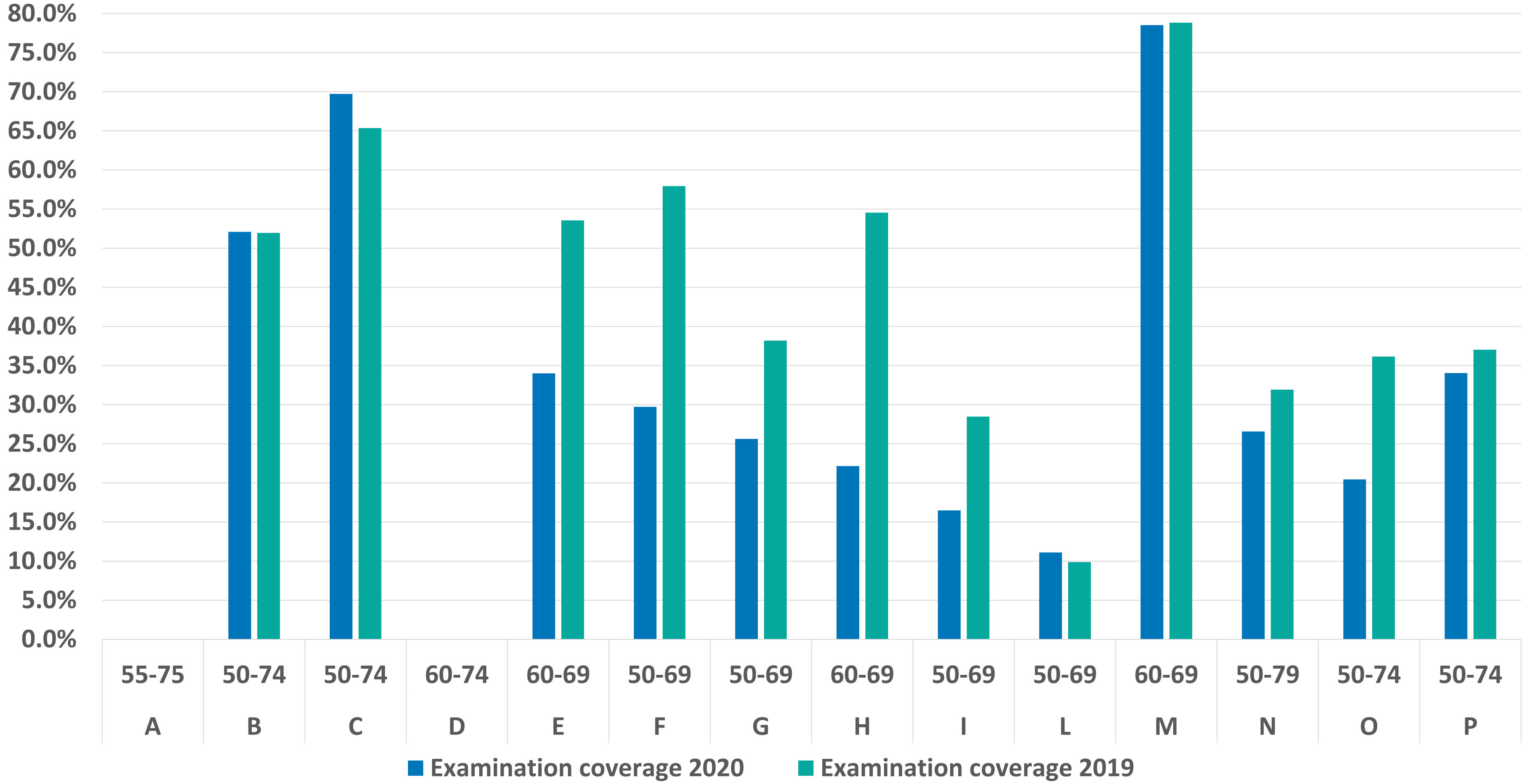
N subjects invited in the year/Annual target population

N subjects attending screening within June 30<sup>th</sup> of the following year / N subjects invited in the year




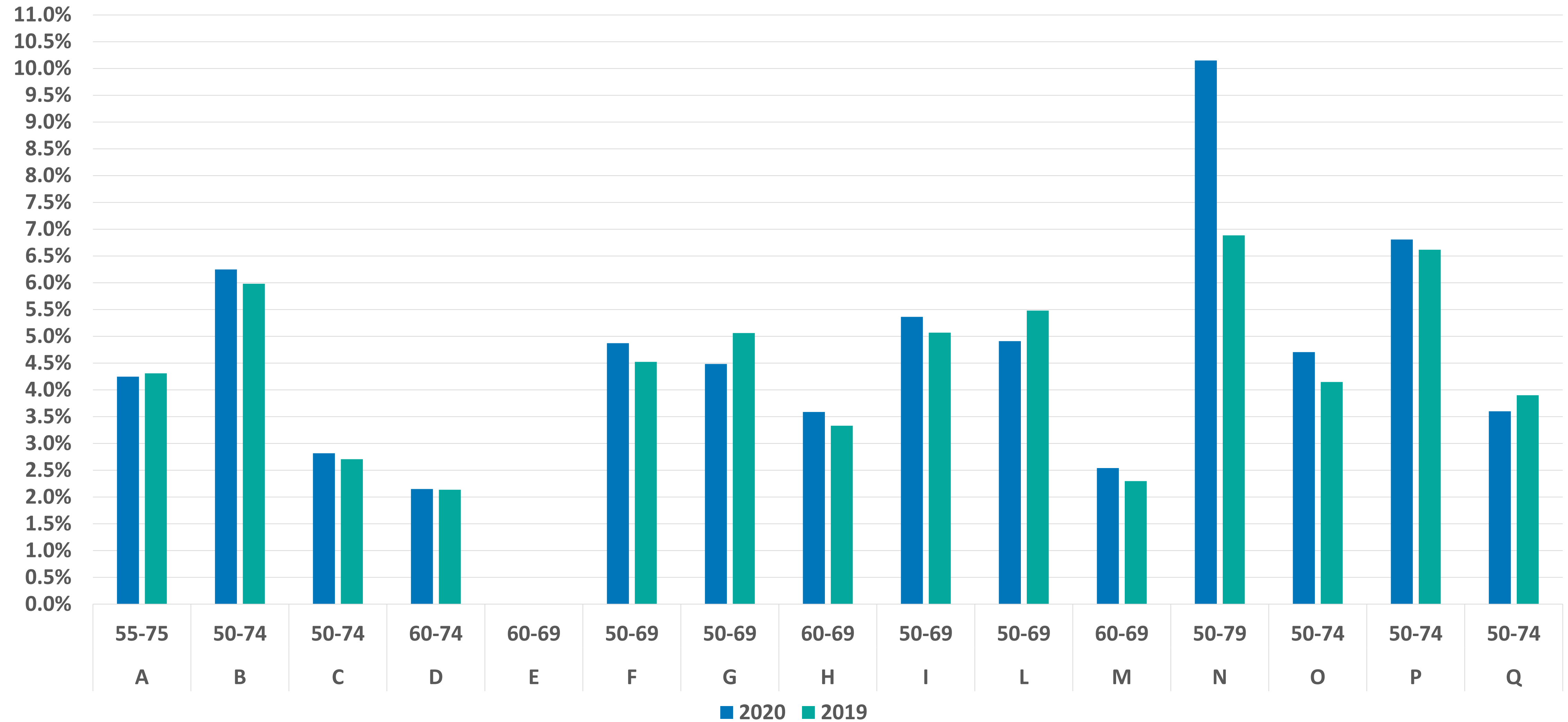
# Examination coverage

N subjects examined in the year/Annual target population




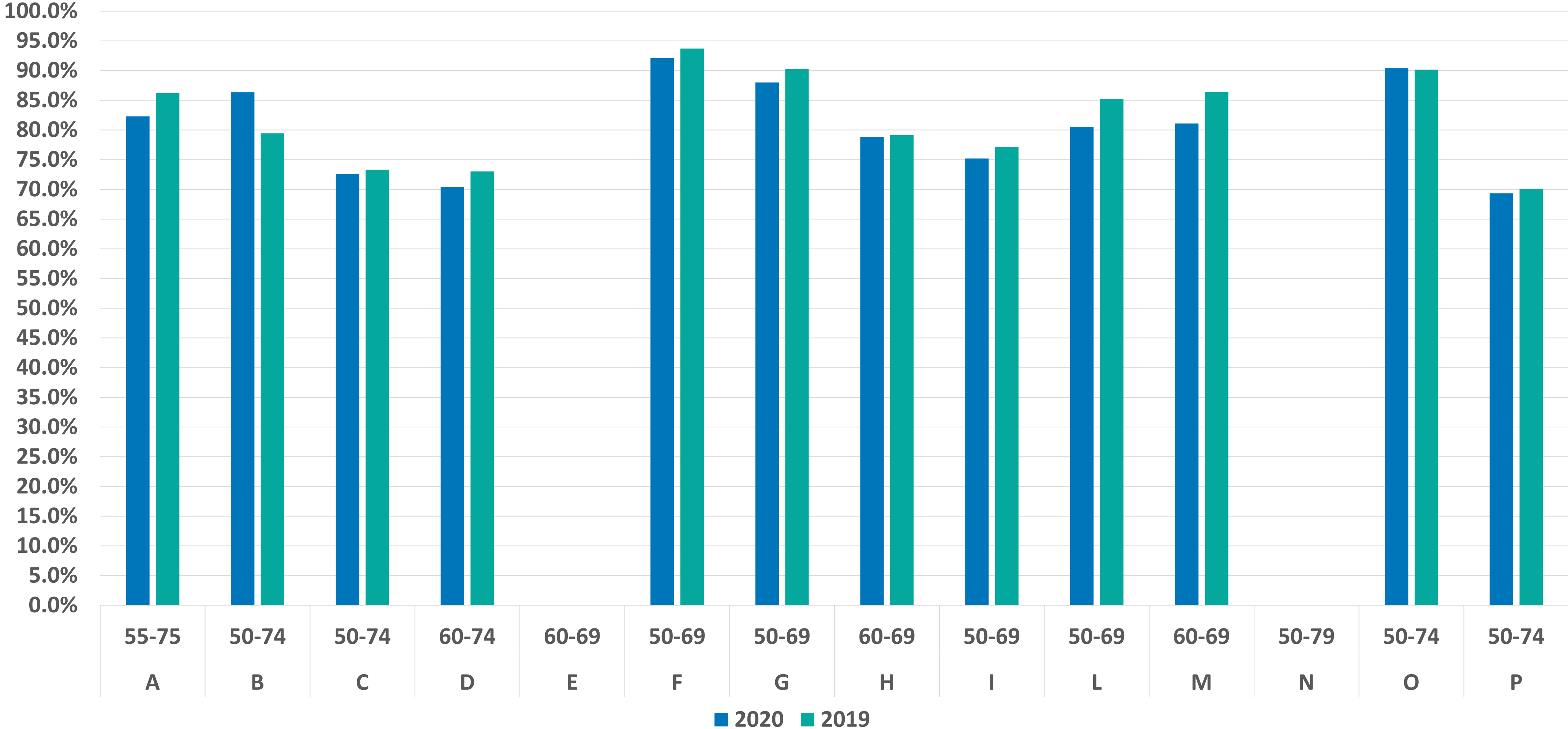
# Positivity rate

N subjects with a FIT+ results/N subjects with a valid FIT result



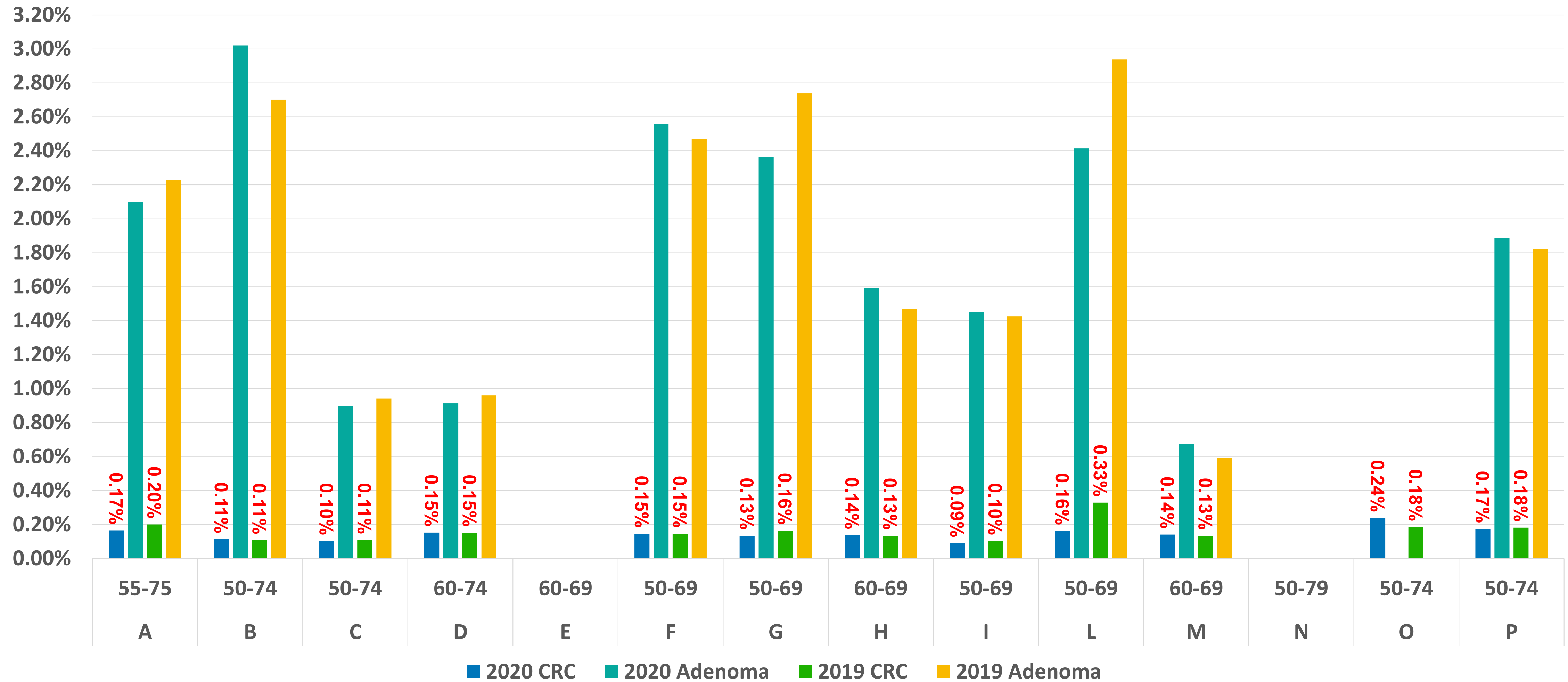
# Compliance with colonoscopy referral - FIT + subjects

N subjects performing a TC/N subjects with FIT+ result in the year


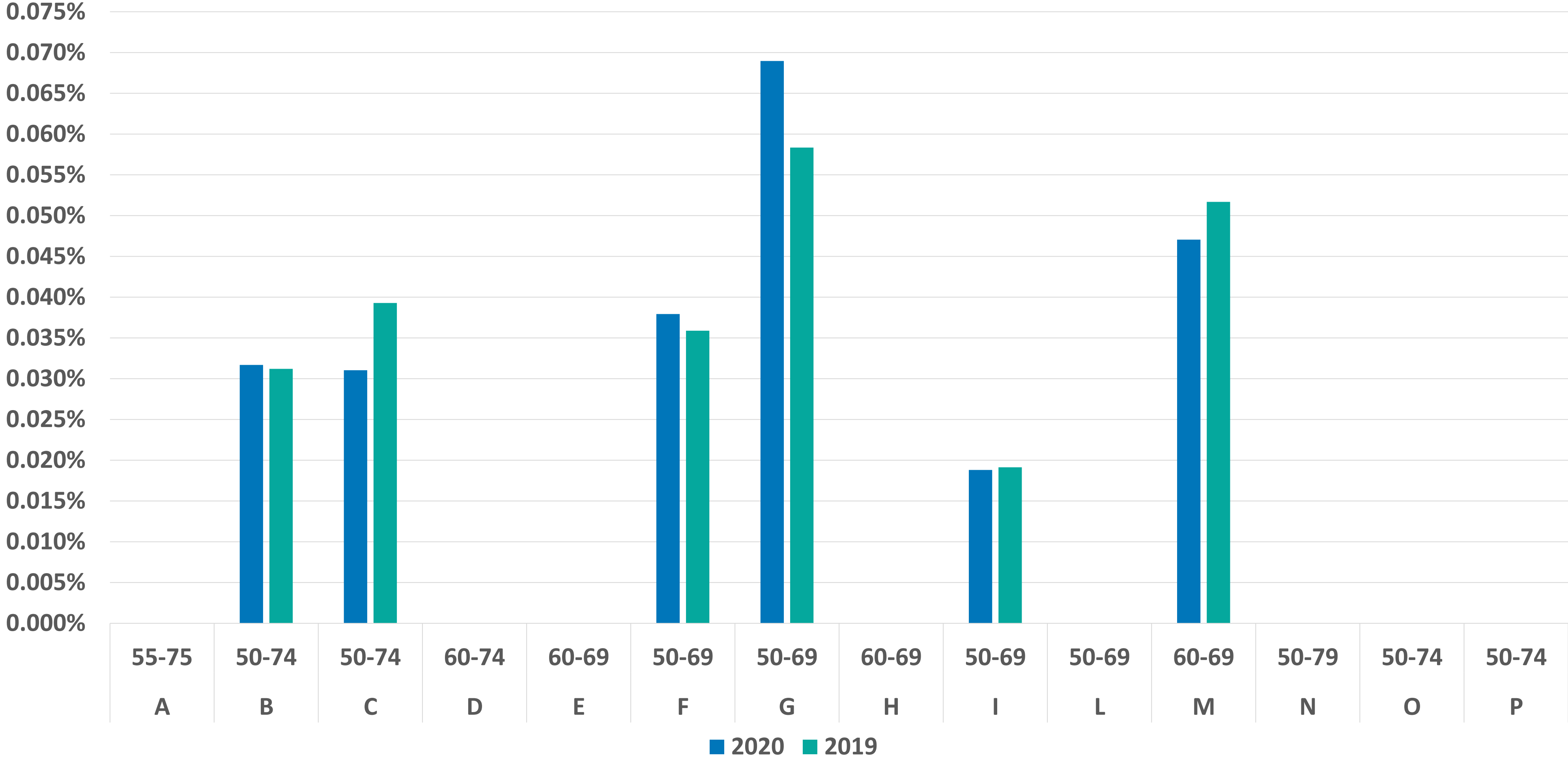


# Detection rate CRC - Adenoma

N subjects detected with CRC-Adenoma /N subjects examined



# Detection rate - stage III-IV CRC





# Conclusions

## **Quantitative data collection is feasible**

changing the timing and the format of the monitoring reports might be difficult in some countries

## **Participation rates were not showing sharp decline**

effective recovery plans during the second half of the year  
prioritization schemes

## **Compliance with referral for TC assessment among FIT + subjects slightly decreased**

most programs did not stop performing assessment TC for FIT + subjects

**We are observing screening outcomes of people invited in 2020 when the delay was likely still limited**

**Most programs were not able to cover their annual target population**

a backlog was therefore maintained also in 2021

**We would then need to get information about screening outcomes of people who could not be invited in 2020**



**Thank you to**

Mireille Broeders

Iris Lansdorp-Vogelaar

Doug Puricelli-Perin

Thank you for your attention

[carlo.senore@cpo.it](mailto:carlo.senore@cpo.it)




**Table 4 : Participation in follow-up colonoscopy for further assessment after a positive screening test**

		E1	E2a	E2b	E2c	E3		
		Positive screening tests in 2020	Follow-up colonoscopy performed within 3 months from positive screening test	Follow-up colonoscopy performed between 3 and 9 months from positive screening test	Follow-up colonoscopy performed > 9 months from positive screening test	Follow-up colonoscopy not performed yet	Total known colonoscopy performance status	Unknown colonoscopy performance status
Initial screening	40-44	0					0	0
	45-49	0					0	0
	50-54	0					0	0
	55-59	0					0	0
	60-64	0					0	0
	65-69	0					0	0
	70-74	0					0	0
	75-79	0					0	0
	Unkno wn *	0					0	0
	<b>Total</b>	<b>0</b>	<b>0</b>	<b>0</b>	<b>0</b>	<b>0</b>	<b>0</b>	<b>0</b>

Subsequent screening	40-44	0					0	0
	45-49	0					0	0
	50-54	0					0	0
	55-59	0					0	0
	60-64	0					0	0
	65-69	0					0	0
	70-74	0					0	0
	75-79	0					0	0
	Unkno wn *	0					0	0
	<b>Total</b>	<b>0</b>	<b>0</b>	<b>0</b>	<b>0</b>	<b>0</b>	<b>0</b>	<b>0</b>

Follow-up colonoscopy performance rate

Follow-up colonoscopy performed within 3 months from positive screening test	Follow-up colonoscopy performed between 3 and 9 months from positive screening test	Total known colonoscopy performance status	%

**Table 5 : Screening outcome**

		G1	G2	G3	G4	G5	G6		
		Adequate tests in 2020	Follow-up colonoscopy performed	No lesion detected	Adenomas	Colorectal cancers	Other lesions	Total screening outcome known	Screening outcome unknown
Initial screening	40-44	0	0					0	0
	45-49	0	0					0	0
	50-54	0	0					0	0
	55-59	0	0					0	0
	60-64	0	0					0	0
	65-69	0	0					0	0
	70-74	0	0					0	0
	75-79	0	0					0	0
	Unknown *	0	0					0	0
<b>Total</b>	<b>0</b>	<b>0</b>	<b>0</b>	<b>0</b>	<b>0</b>	<b>0</b>	<b>0</b>	<b>0</b>	
Subsequent screening	40-44	0	0					0	0
	45-49	0	0					0	0
	50-54	0	0					0	0
	55-59	0	0					0	0
	60-64	0	0					0	0
	65-69	0	0					0	0
	70-74	0	0					0	0
	75-79	0	0					0	0
	<b>Total</b>	<b>0</b>	<b>0</b>	<b>0</b>	<b>0</b>	<b>0</b>	<b>0</b>	<b>0</b>	<b>0</b>



**Table 6 : Staging of screen detected cases**

CRCs diagnosed among subjects screened in 2020		H1	H2	H3	H4	Stage ?	Colorectal cancers	Refused treatment
		Stage I	Stage II	Stage III	Stage IV			
Initial screening	40-44					0	0	
	45-49					0	0	
	50-54					0	0	
	55-59					0	0	
	60-64					0	0	
	65-69					0	0	
	70-74					0	0	
	75-79					0	0	
	Unknown *					0	0	
<b>Total</b>	<b>0</b>	<b>0</b>	<b>0</b>	<b>0</b>	<b>0</b>	<b>0</b>	<b>0</b>	
Subsequent screening	40-44					0	0	
	45-49					0	0	
	50-54					0	0	
	55-59					0	0	
	60-64					0	0	
	65-69					0	0	
	70-74					0	0	
	75-79					0	0	
	Unknown *					0	0	
<b>Total</b>	<b>0</b>	<b>0</b>	<b>0</b>	<b>0</b>	<b>0</b>	<b>0</b>	<b>0</b>	

