



CRC SC Expert Working Groups

InterContinental Chicago Magnificent Mile,
505 N Michigan Ave

- 8.00 am – 9.45 am: **Screening trials**



Global Burden of Diseases

Gastroenterology CRCancer


Roque Sáenz MD

Institute for Health Metrics and Evaluation (IHME). GBD Compare Data Visualization. Seattle, WA: IHME, University of Washington, 2016.

Available from <http://vizhub.healthdata.org/gbd-compare>. Accessed (Date)

Get used to its use and projection


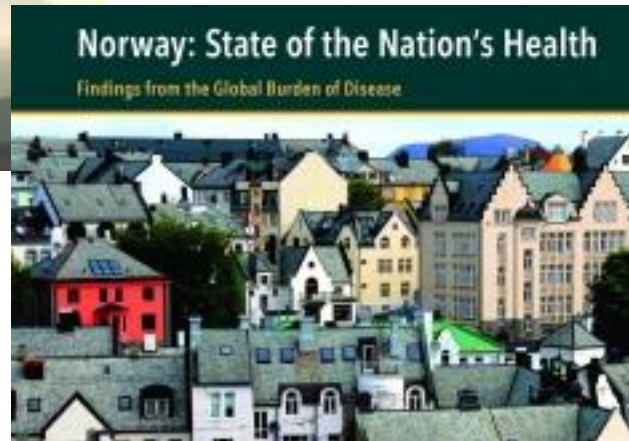
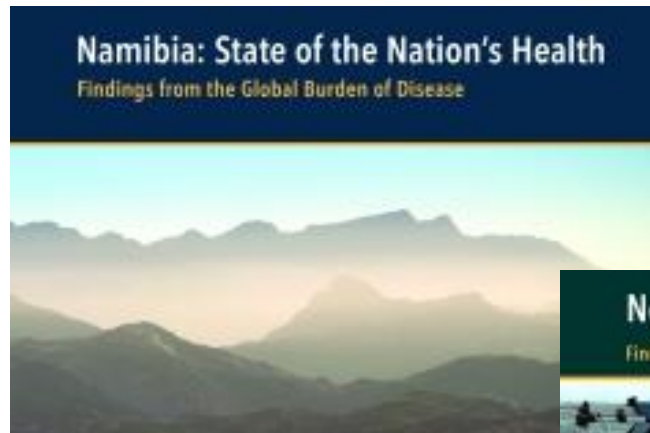
- Data & research



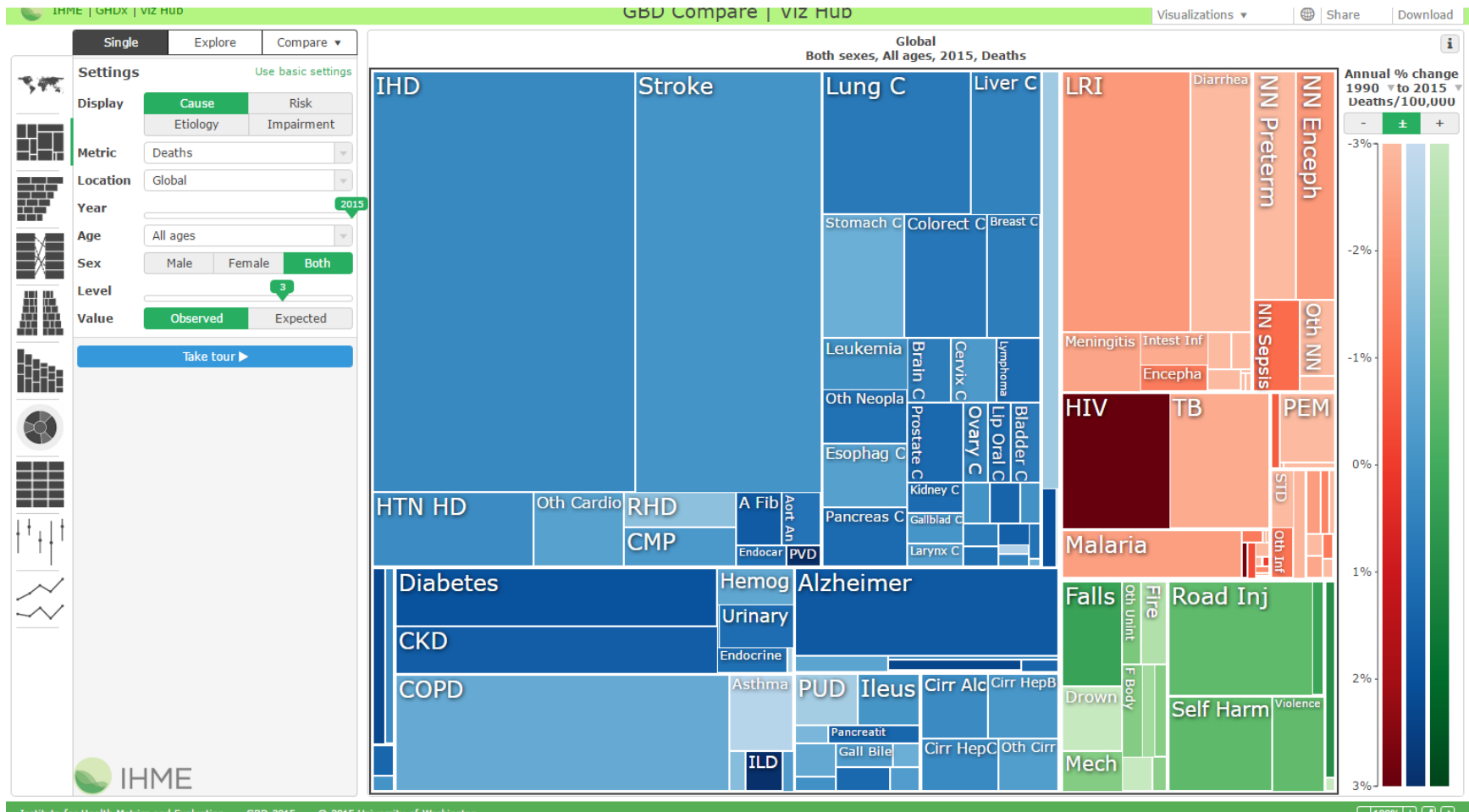
- Graphics
- Presentations
- Discussions
- Projections and Programs



Policy Planning Thanks to GBD



GBD Compare



Both sexes CRC deaths/100.000 (2015)

World Wide Global Data

• Canada	26,42	• Portugal	37,98
• USA	23,62	• Spain	33,59
• Mexico	5,89	• France	35,58
• Costa Rica	12,37	• UK	29,42
• Panamá	9,95	• Greenland	23,73
• Colombia	7,78	• Ireland	21,04
• Venezuela	7,47	• Iceland	15,52
• Ecuador	7,25	• Netherlands	15,36
• Peru	5,91	• Belgium	33,44
• Brazil	10,31	• Italy	36,49
• Bolivia	6,74	• Germany	38,50
• Paraguay	7,94	• Norway	33,96
• Uruguay	39,16	• Finland	23,10
• Argentina	21,74	• Denmark	35,74
• Chile	16,12	• Sweden	33,96
• Cuba	26,07	• Poland	36,12
• Haití	6,40	• Hungary	50,81
• Dom Rep	7,09	• Switzerland	24,80
• Guatemala	3,68	• Albania	8,55
• Honduras	3,76	• Blarus	30,84
• Nicaragua	4,07	• Macedonia	20,49
		• Serbia	37,11

GBD Technical Training Workshop



IDCA
International Digestive Cancer Alliance