



Dutch roll out of FIT has led to an increase in cancer detection

Manon Spaander, MD PhD

Erasmus MC, the Netherlands



Possible conflicts of interest

- No conflicts of interest



Dutch CRC screening program

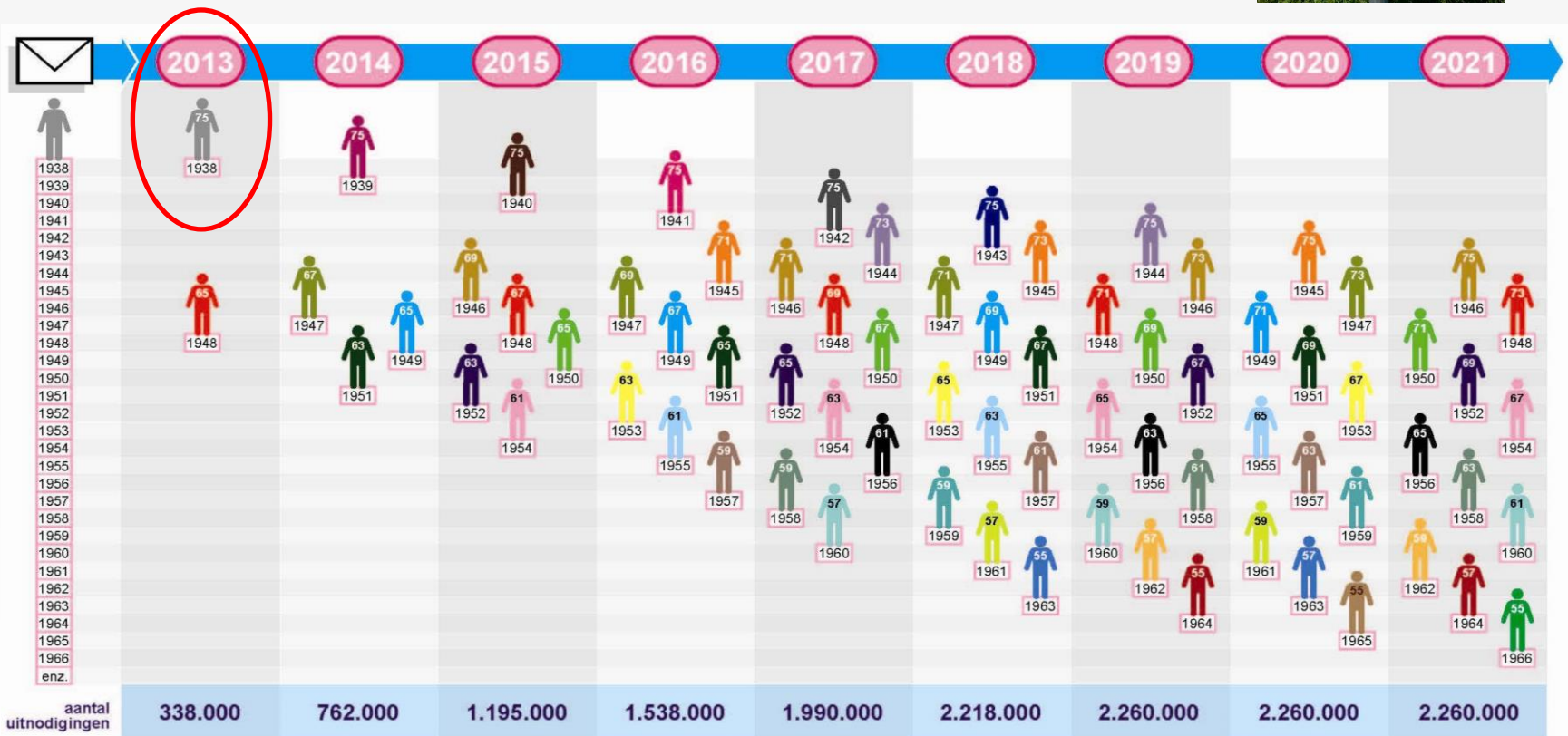
- Biennial
- Age 55 to 75 years
- Personal invitation letter including FIT by postal mail
- Yearly national monitor report





Phased implementation

Roll-out in five years by age groups



Dutch CRC screening program

Cut-off level:



before July 2014: 15 μg Hb/g feces

from July 2014: 47 μg Hb/g feces



Definition and complete database

- Incomplete data in May
- Definition of advanced adenoma



Results – first year

2014

- 529,056 (71.3%) participants
- 40,842 (7.8%) positive FIT
- 31,759 (77.8%) diagnostic colonoscopy

- 2,482 cancers
- 12,030 advanced adenomas



Results – first year

- Positivity rate
15 μg Hb/g feces
15,802 (12.2%)

47 μg Hb/g feces
25,040 (6.3%)



Results – first year

- Age adjusted positivity rate

15 μg Hb/g feces

10.6%

47 μg Hb/g feces

6.7%



Results – first year

- Positive predictive value (PPV)

15 μg Hb/g feces

CRC: 911 (7.2%)

AA: 4,319 (34.3%)

47 μg Hb/g feces

CRC: 1,572 (8.2%)

AA: 7,711 (40.3%)



Results – first year

- Age adjusted PPV

15 μg Hb/g feces

CRC: 6.8%

AA: 35.3%

47 μg Hb/g feces

CRC: 8.9%

AA: 40.2%



Results – first year

- Detection rate per 1,000 screened

15 μg Hb/g feces

CRC: 911 (7.0‰)

AA: 4,319 (33.4‰)

47 μg Hb/g feces

CRC: 1,572 (4.0‰)

AA: 7,711 (19.5‰)



Results – first year

- Age adjusted detection rate

15 μg Hb/g feces

CRC: 5.8‰ (7 ‰)

AA: 30.8‰ (33.4 ‰)

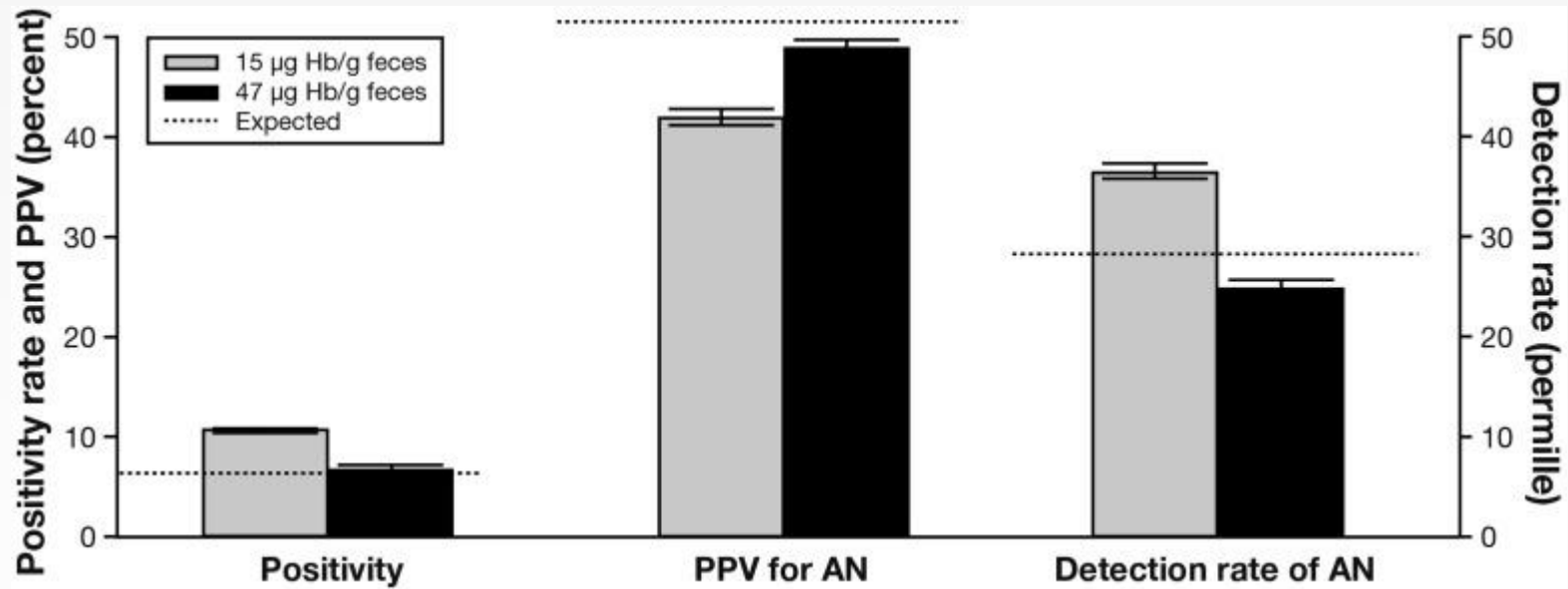
47 μg Hb/g feces

CRC: 4.4‰ (4.0 ‰)

AA: 20.6‰ (19.5 ‰)



Results – first year



Results – second year

2015

- 848,761 (72.6%) participants
- 53,490 (6.4%) positive FIT
- 42,465 (79.4%) diagnostic colonoscopy
- CRC: 3,692
- AA: 20,536



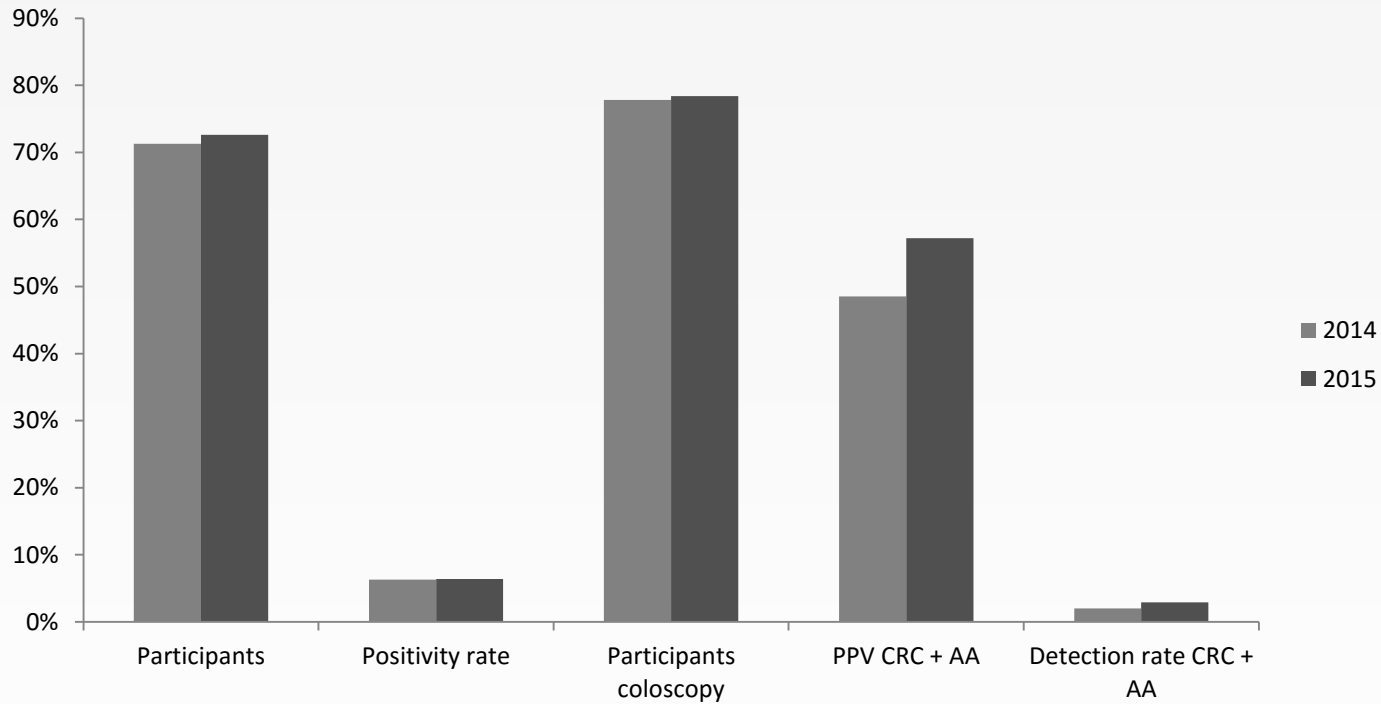
Results – second year

- PPV CRC: 8.7%
- PPV AA: 48.5%

- Detection rate CRC: 4.3‰
- Detection rate AA: 24.2‰



Summary 2014 and 2015



Summary

	2014	2014 update	2015
Participants	71.3%	71.3%	72.6%
Positivity rate (47 µg Hb/g feces)	6.3%	6.3%	6.4%
Detection rate CRC	0.40%	0.49%	0.43%
Detection rate CRC + AA	2.35 %	3.03 %	2.85 %
PPV CRC	8.2%	9.5%	8.7%
PPV CRC + AA	48.5%	58.5%	57.2%



Website RIVM

Results from 2014 + 2015

Website:

<http://www.rivm.nl/dsresource?objectid=45f8090e-538e-4f24-ac8a-af6aac57b95b&type=pdf&disposition=inline>

